

2013

Annual Report

NATIONAL ARCHIVES TRUST FUND



Letter from the Director

The National Archives Trust Fund (NATF) supports the programs of the National Archives and Records Administration. The NATF provides NARA with an effective and efficient means to serve the needs of our research community and uphold our fiduciary responsibilities for the growing Presidential Library system.

Overall, the NATF realized significant improvements in its financial performance in fiscal year 2013. Revenues earned by the NATF increased over FY 2012 and were bolstered by efficiency improvements that reduced operating expenses. As a result, the NATF net income from operations grew by 170 percent over FY 2012, which increased the NATF net position at the end of the year by nearly 30 percent over last year's level.

Improved financial results for fiscal year 2013 were driven by increased revenues from the opening of the new G.W. Bush Library in Texas, continued demand for microfilm, increased interest in digital reproductions, income from special events, and gains generated from our outside investment program.

- In April 2013, the NATF implemented online ticket sales for the G.W. Bush Library, allowing visitors to purchase tickets for specified dates and times to the museum in advance. Over the first nine months this service has been available, over \$1.2 million worth of tickets have been sold.

The NATF initiated several strategic changes which increased operational efficiency and reduced operating costs:

- As of April 2013, all non-Library online merchandise sales were consolidated under one website managed by our partner, the Foundation for the National Archives. This change consolidated NARA merchandise sales activities under a single organization and created a centralized point of access for our customers.
- On October 1, 2013, onsite cashier booth operations at the National Archives were fully transitioned to customer self-service kiosks at research rooms at our Washington, DC and College Park, MD locations. The kiosks and associated software tools allow researchers to efficiently manage their accounts from any location online.

In FY 2014, the NATF will sponsor new initiatives, including continued third party partnerships supporting the digitization of NARA's holdings, the completion of the Iraqi Jewish Archives preservation project, and deployment of additional self service and online tools for our researchers and museum visitors. As technology and the marketplace continue to evolve, the NATF will continue to support the mission of the National Archives with innovative and efficient tools to better serve the public and exercise even greater stewardship over NARA resources.

Members of the Board

Archivist of the United States, Chairman

Secretary of the Treasury

Chairman, National Endowment for the Humanities

Director, National Archives Trust Fund Branch

Table of Contents

Who We Are and

What We Do 3

Trust Fund Activity

How We Did 4

What We Did 7

Financial Statements 15

Gift Fund Activity

Snapshot of Donations 21

List of Donors 22

Financial Statements 23

Who We Are and What We Do

Who We Are

The National Archives Trust Fund (NATF) was initially established by Congress to receive gifts or bequests to finance specific projects of the National Archives. Today, the NATF plays a much broader role in supporting the efficient and effective delivery of the NARA mission.

- **1941** – Establishment of the NATF.
- **1948** – Amendment allowing the Fund to collect proceeds from the sale of reproductions of records.
- **1955** – The Presidential Libraries Act authorized the deposit of gifts and the proceeds from Presidential Library activities in Trust Fund accounts for each Presidential Library.
- **1984** – The National Archives and Records Administration (NARA) Act authorized the board to use, on a reimbursable basis, the services and employees of Federal Agencies, including NARA.
- **1986** – The Presidential Libraries Act required new Presidential Libraries to provide private endowments that are invested and managed by the Trust Fund.

*You can find out more
about the Trust Fund
online at:*

<http://go.usa.gov/gWAd>

What We Do

The National Archives Trust Fund Board is authorized by 44 U.S.C. § 2307 to undertake tasks in support of NARA, including but not restricted to:

- Servicing requests by individual researchers for **reproductions of records**.
- **Duplication of microfilm** publications.
- **Educational programs** for genealogists, teachers, archivists and researchers.
- **Records management training**.
- **Financial management** of trust and gift fund transactions.
- Management of Presidential **Library endowments and investment portfolios**.
- **Operation** of Presidential Library museum admissions and gift shops.

Seal of the Trust Fund



Trust Fund Activity

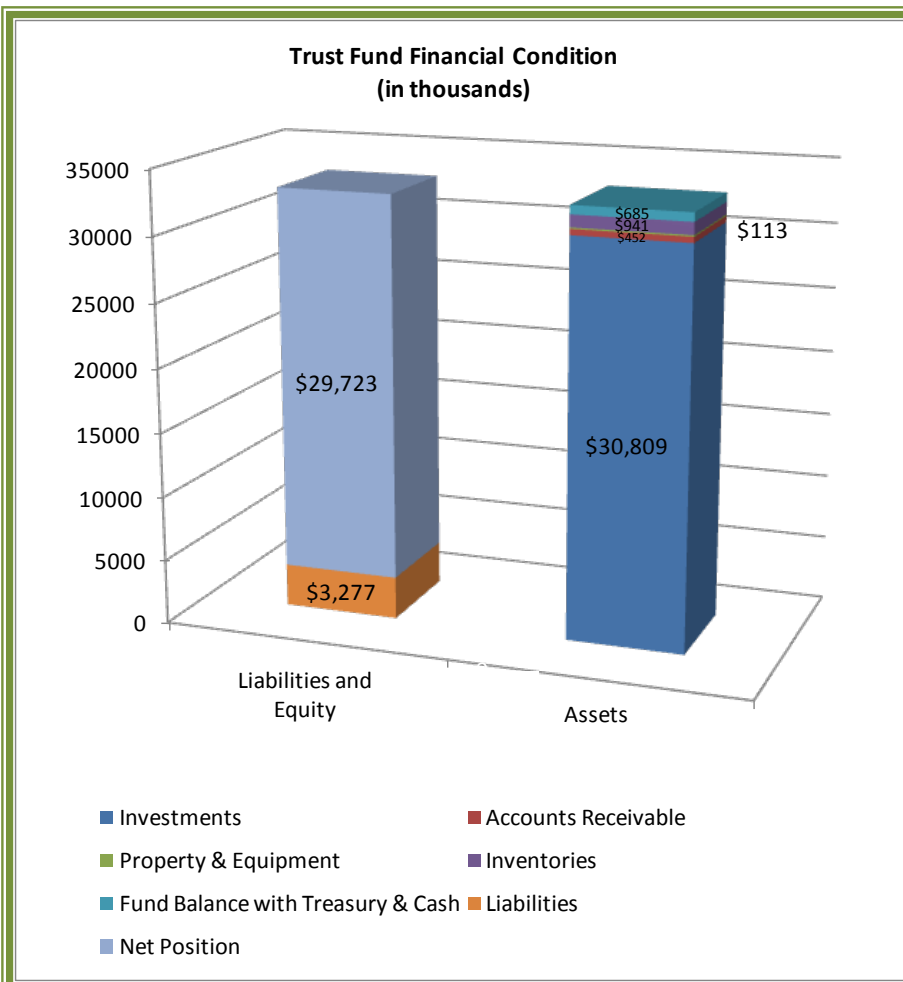
How We Did

Overview

The National Archives Trust Fund (NATF) had a net income of \$7.1 million for fiscal year (FY) 2013 compared to a net income of \$3.8 million for FY 2012. Key components to our positive results this year included:

(in thousands)	FY13	FY12
Operating revenue	\$ 18,781	\$ 16,152
Operating expense	13,570	14,230
Gain/(loss) from operations	5,211	1,922
Total investment and other income	999	933
Total other expense	488	500
Total gain/(loss) on investments	1,384	1,475
Net Income	\$ 7,106	\$ 3,830

- \$2.3 million (42.4%) increase in museum admissions income.
- \$478,000 (40.4%) increase in microform sales.
- \$439,000 (46%) increase in special event income.
- \$1.4 million gain from outside investments.



Financial Condition

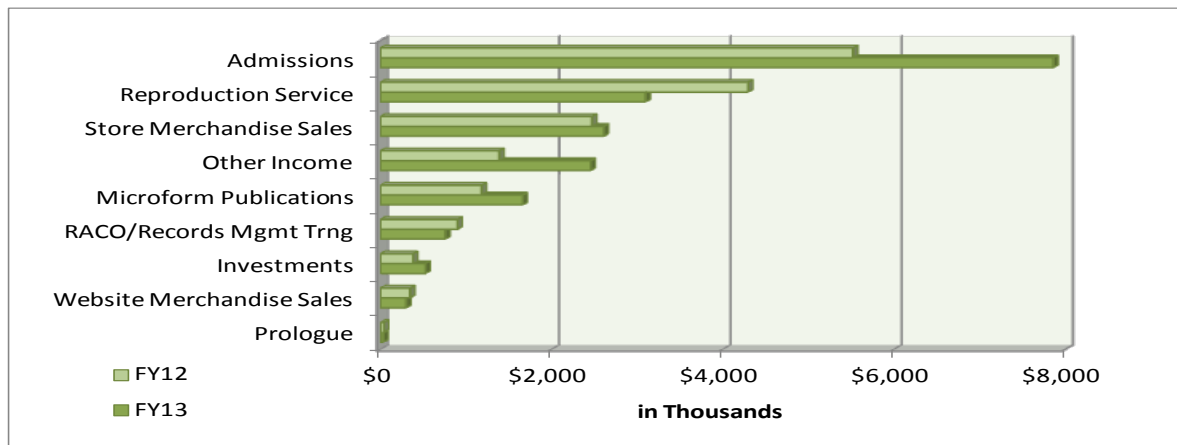
Improved operating results and investment returns increased our total assets by \$11.6 million in FY 2013. Liabilities decreased by \$1.02 million. Net position increased by \$6.8 million to \$29.7 million. Our total net position of \$29.7 million is composed of \$25.8 million spread across 13 individual Presidential Library Trust Funds and \$3.9 million for all other NATF operations.

Trust Fund Activity

How We Did (continued)

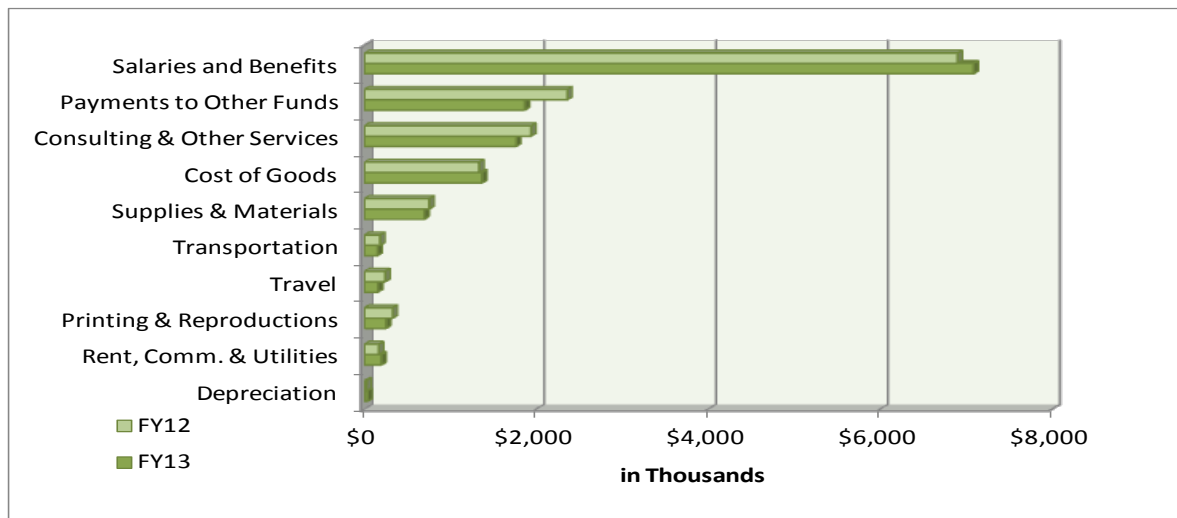
Operating and Investment Revenue

The NATF experienced an overall increase in revenue for FY 2012 and FY 2013. The biggest increases occurred in Presidential Library admissions, other income (focusing mainly on the expansion of the Special Events program), and microform publications. Presidential Library admissions, which included the opening of the new George W. Bush Library, and reproductions service accounted for the majority of revenue earned.



Operating Expenses

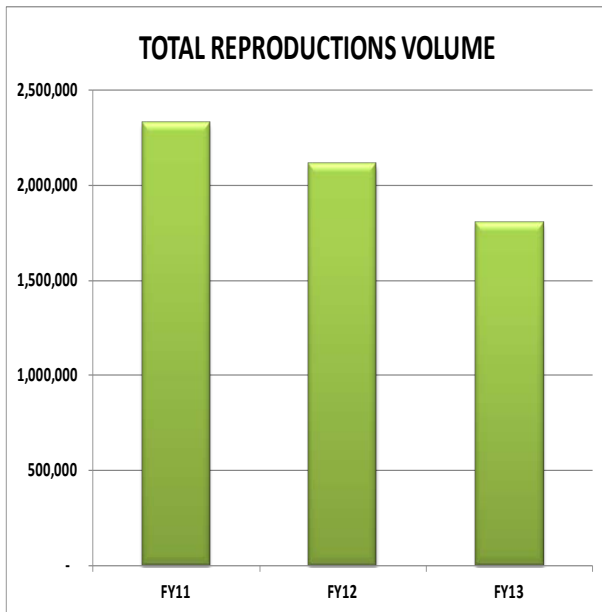
The NATF operating expenses dropped by \$660,000 between FY 2012 and FY 2013. Salaries and Benefits and Payments to Other Funds accounted for more than half of Trust Fund expenses.



Trust Fund Activity

How We Did (continued)

Reproductions Volume



Trust Fund order volume decreased 15% from FY 2012 to FY 2013 and has decreased by 23% since FY 2011. The NATF expects volume to continue its decline but at a more modest rate.

The biggest drop in order volume has come from the Federal Records Centers. This is due to the cancellation of walk-in, per page counter service and that no new court file records are being added.

Reproduction volume numbers, by product category, are shown in the table below.

Products	FY11 Volume	FY12 Volume	Change (%)	FY13 Volume	Change (%)
Self-Service	1,687,241	1,463,330	-13%	1,249,740	-15%
NARA Made	549,419	568,497	3%	468,817	-18%
Form 80s	16,415	15,210	-7%	12,270	-19%
Records Centers	26,364	22,249	-16%	14,952	-33%
Microform	8,310	6,120	-26%	13,250	117%
Other	40,356	37,018	-8%	42,436	15%

Investments

The combined Trust and Gift Fund investment balance at the end of the fiscal year was \$58.3 million consisting of \$43.1 million invested in securities held outside the U.S. Treasury and \$15.2 million invested in the U.S. Treasury. Total investment activity in FY 2013, including unrealized and realized gains and losses, and interest earned, was a gain of \$1.7 million. Overall, the Trust Fund investment program gained \$1.9 million on behalf of the Presidential libraries and \$3,194 for other Trust Fund organizations. Gift Fund investments, including the Presidential Library endowments, re-balanced their portfolios during the year by moving 50% of their fixed income holdings to a short term bond fund as a hedge against interest rate risk. For the period, gift fund investments experienced a loss of \$251,000 in share value for Presidential libraries and a gain of \$655 for other Gift fund investments.

Trust Fund Activity

What We Did

Commercial Partnerships




The Communications and Marketing Staff continued to develop and support partnership products designed to generate Trust Fund income and promote the holdings of the National Archives.

Topics Entertainment

Royalty income was up 38% and units by 143% as compared to FY12 levels.

Three new products were produced, including “JFK: 50 Years, A Commemorative Collection.” Featuring films and newsreels of the President’s biography, family, inauguration, interviews, and groundbreaking speeches, the pack also includes bonus material of more than 100 National Archives photographs of JFK and family on disc, as well as a special bumper sticker based on an actual design from the 1960 Presidential campaign, also in our holdings.



An Alaska DVD set of 3-4 hours of footage is currently in production. Developed for the regional cruise market and scheduled for release in first calendar quarter 2014, it captures the natural beauty of the state’s wildlife, glaciers, and forests, as well as its rugged history, from turn-of-the-century Klondike to recent conflicts between environmentalists and industry.

The New York Times Store

Hundreds of new images were added to the National Archives print pages hosted by The New York Times Store at www.nytimes.com/NA. A variety of our holdings were featured in color supplements and ads that ran in *The New York Times* throughout the year, however, sales-to-date have been very modest. Plans are in development to reach onsite visitors to the National Archives Building Museum Shop and to coordinate with NARA social media to better promote the site.



Trust Fund Activity

What We Did (continued)

Records Management

In FY 2013, NARA trained over 2,900 individuals in records management policy and practices. NARA's National Records Management Training (NRMT) program also awarded 315 Certificates in Federal Records Management Training to Federal agency customers. Additionally, NARA's staff of instructors delivered over 40 virtual training classes, including Basic Records Operations and Vital Business Information.

In addition to instruction, the NRMT focused on developing new content and new methods for delivering the content. In FY 2013, the NRMT completed a new course for agency program staff and security professionals titled Managing the Lifecycle of National Security Information. The course will be offered in FY 2014. The NRMT also continued to develop more online content, emphasizing asynchronous materials now available on NARA's YouTube channel. Also in FY 2013, the NRMT piloted a hybrid synchronous/asynchronous version of Knowledge Area (KA) 6.

The NRMT reached a major milestone in securing the services of a contractor to assist with final editing and formatting of the draft KA materials. As the contractor finalizes the course materials for each KA, the revised content will be available for use in both instructor-led classes, and also as the foundation for converting the KAs to online courses.

Prologue: Quarterly of the National Archives and Records Administration

Prologue: Quarterly of the National Archives and Records Administration subscriptions levels declined slightly. In FY 2013, Trust Fund eStore sales were replaced by the Foundation for the National Archives myArchives.org store. Subscription sales continue to come in through the online store, but individual issues are no longer a sales option. Prologue continues to sell subscriptions and single copies through the online retailer Zinio.

Winter 2012 – In addition to the centennial of President Nixon's birth, featured stories about the history of the Purple Heart medal, and a mysterious sinking of a ship during World War II.

Spring 2013 – Marked the opening of the exhibit "Searching for the Seventies: The DOCUMERICA Photography Project". The issue also contained an article about the 40th anniversary of the massive fire at the St. Louis National Personnel Records Center.

Summer 2013 – We observed President Ford's centennial and the 50th anniversary of the March on Washington.



Trust Fund Activity

What We Did (continued)

Presidential Libraries

A synopsis of Presidential Library activities are highlighted in this section.

Herbert Hoover

- Three temporary exhibits opened during this period including *A Cowboy Christmas*, *Along the Iron Curtain: German's Cold War Frontier*, and *Iowans and the Civil War: The Western Theater*.
- CIA officer Lou Mehrer's talk on *The Berlin Tunnel Operation* which was televised by C-SPAN.
- A summer workshop took place in June with the Belin-Blank Center teaching gifted students how to use primary source materials from the Hoover archive.

Franklin D. Roosevelt

- The Library continued its special exhibitions gallery, displaying its landmark photographic/film exhibit *The Roosevelt's: Public Figures, Private Lives*. The largest photo exhibition ever assembled on the lives and public careers of the Roosevelts, it features over 1,000 photographs.
- The Library hosted a series of programs and ceremonies to celebrate the completion of the Library building renovation and public opening of its new permanent exhibits, while commemorating the 72nd anniversary of the dedication of the Library building.
- The Roosevelt Library's Wallace Center facilities were used by 8,669 participants of 92 programs and activities of partner/outside organizations in FY 2013. Building use included:
 - The Dutchess County Veteran's Association held its Veterans Appreciation Day.
 - The Catharine Street Community Center, the Roosevelt Institute and the Library held the 22nd annual Martin Luther King, Jr. Dinner and Roundtable.
 - On May 5, 2013 the Town of Hyde Park Historical Society held the "Eleanor Roosevelt Knit-In".

Harry S. Truman

- The major temporary exhibit in FY 2013 was *Benton and Truman: Legends of the Missouri Border*. It explored the relationship between artist Thomas Hart Benton and Harry S. Truman and included many pieces of Benton's work.
- Due largely to the promotional assistance of the City of Independence, the Library had its busiest Presidents Day in years. The City helped arrange appearances on 3 of the 4 major television channels leading up to Presidents Day.
- Trust Fund sales were up about \$50,000 over FY 2012 with just over \$23,000 being in the gift shop alone. The Library credits some of the increase to the creation of unique gifts developed by the Visitor Services manager over the past year.

Trust Fund Activity

What We Did (continued)

Presidential Libraries (continued)

Dwight D. Eisenhower

- *World War II Remembered: Leaders, Battles and Heroes* opened June 1, 2013.
- The traveling exhibit *George Washington's Acts of Congress from Mt. Vernon* was on display April 23 through May 5, 2013, in the Museum temporary gallery
- The 14th annual Constitution Day School Program was held on September 20 with an audience of 299 students primarily made up of 4th and 5th graders.
- The Salina Symphony performed an outdoor D-Day commemorative concert at the Eisenhower Presidential Library and Museum drew 3,000 attendees.



John F. Kennedy

- More than 38,000 people of all ages participated in the on-site programs. The Library's history & civic offerings served more than 77,800 young people.
- Civic education program: *2012 National Parent Student Mock Election* in which more than 65,000 students from across Massachusetts cast a vote in the presidential election.
- The Library provided professional development programs for 451 teachers, some of whom spent two weeks at the Library participating in *Americans All?: Imagining Citizenship, Past and Present*, the annual American Studies Institute seminar co-presented with the University of Massachusetts.
- The exhibit, *To the Brink: JFK and the Cuban Missile Crisis* traveled to Boston, where it opened on April 12. A companion publication, developed in collaboration with the Foundation for the National Archives, and app, created by AT&T, were released in October, marking the 50th anniversary of the crisis.

Richard M. Nixon

- This year marked the centennial birthday of President Richard Nixon – the Library hosted a centennial exhibition supported by the Foundation which opened on Presidents' Day.
- The Library opened *An All American Homecoming*, a 40th anniversary exhibit that focused on the White House dinner hosted by the Nixons to welcome home Vietnam POWs.
- Trust Funds supported the building of the Holiday train display.
- Notable speakers who came to the Library included historian Mary Brennan; journalist Tim Wiener; Sean Thomas Director of Leadership Programs for the Fred W. Smith Library at Mount Vernon; and director of the Carter Library, Jay Hakes.



Trust Fund Activity

What We Did (continued)

Presidential Libraries (continued)

Gerald Ford

- The centennial of Gerald R. Ford's birth: programs were presented by Madeleine Albright, the Bush Family, Bob Schieffer, Ben Stein, Jack Nicklaus, and Don Rumsfeld.
- The exhibition museum hosted: *Read My Pins: Stories from a Diplomat's Jewel Box*, a display of over 300 pins worn by Madeleine Albright as Secretary of State.
- An in-house exhibit, *Growing Up Grand*, commemorated the centennial of President Ford's birth. The exhibit traced the early years of our nation's 38th President.
- ArtPrize, the world's biggest international art competition with over \$500,000 distributed to the top artists, saw a record setting draw of 237,000 people come to the Museum.



Jimmy Carter

- The Library put up the re-creation of the 1980 White House Tree on November 26, after a one-year hiatus.
- *Patriotic Expressions: Ulysses Davis's Presidents and Works from the Carter Library* exhibition opened on February 2.
- *The American President: Photographs from the Archives of the Associated Press* opened on May 11.
- The education specialist hosted hundreds of Georgia social studies teachers all-year long in collaboration with multiple academic organizations.

Ronald Reagan

- The *You Be the Curator* program was created to train teachers in common core literacy education.
- *Jelly Bean Game*: Spring 2013 was the most-utilized and populated semester thus far for the Reagan Library's Jelly Bean Game. The Library has over thirty specially trained Docents to lead Jelly Bean Game tours.
- *D23 Presents: Treasures from the Walt Disney Archives*: This exhibit was the first time the Walt Disney Company allowed an outside entity to exhibit such an array of artifacts, movie props, sets, costumes and memorabilia.
- *Lincoln: Railsplitter to Rushmore*: This exhibition has been the most successful temporary exhibition at the Reagan Library in many years, with visitor numbers exceeding 183,000 during its four month run.



Trust Fund Activity

What We Did (continued)

Presidential Libraries (continued)

George H. W. Bush

- The Reading Discovery Distance Learning Program and Videoconference featured Mrs. Bush with The Honorable David S. Ferriero. He was the guest speaker and shared personal insights about the importance of reading. Mrs. Bush and 5th and 6th grade students on-stage read from the 2013 Reading Discovery selected book, *Capital*, by Lynn Curlee.
- *Genome: The Secret of How Life Works* – The Library partnerships with Texas A&M University continue to be a source of creativity, speakers and interest. The subject was intriguing to all visitors.
- *I Love America* Celebration, July 4 brought in 23,000 people to the George Bush Museum.



William J. Clinton

- The Library hosted the temporary exhibit *And Freedom for All* to commemorate the 50th anniversary of the March on Washington for Jobs and Freedom.
- *Jazz Through the Eyes of Herman Leonard* was a temporary exhibit that highlighted the photos of renowned Jazz photographer Herman Leonard. President Clinton is a long time admirer of Leonard's work.
- *Oscar de la Renta: American Icon* was the result of the strong relationship between the Clinton's and the iconic designer. The exhibit showcased his unique fashion style and included a special section on clothing he designed for past First Ladies.
- *Making Politics Personal: Arkansas Travelers* was an exhibit that focused on the grassroots effort of the Arkansas Travelers to help Bill Clinton get elected in 1992 and 1996, and their campaign for Hillary Rodham Clinton in 2008.
- *The Acts of Congress* was a unique collaboration between the National Archives and Mount Vernon. Each of the Presidential Libraries hosted the "The Acts of Congress" as a special short-term traveling exhibition.

Trust Fund Activity

What We Did (continued)

Modern Archives Institute

The Modern Archives Institute: *Introduction to Modern Archives Administration* course is now in its 7th decade. The 2-week program provides an introduction to archival principles and techniques for individuals who work with personal papers, as well as those who work with the records of public and private institutions and organizations. The program is intended to help archivists acquire basic knowledge about caring for archival materials and making them available. Most sessions take place at the National Archives Building in Washington, DC, and at the National Archives at College Park. Fees collected from participants in the FY 2012 sessions amounted to approximately \$37,200.



Research Services

New Digital Microfilm Scanner/Printers

In FY 2013, the Trust Fund purchased the second of two digital microfilm scanners/printers for the National Archives at Riverside. They are used nearly every day. On one Saturday, the readers were busy the entire day, being used by National History Day student researchers looking at microfilm for their projects. Our Native American researchers have utilized the new readers to enhance microfilm that was difficult to read in the past.

Chinese Storytelling Project

On September 11, the National Archives at Philadelphia debuted a new program: an original storytelling performance based on federal records related to the Chinese Exclusion Acts.

Caroline Lee is the author of the storytelling performances. Lee's original work deftly wove together her research in the Philadelphia-based National Archives records with her artistic flair. The result was an inspiring and compelling performance. The performances sought to demonstrate the impact of the Chinese Exclusion Acts on Chinese hearts, minds, and bodies.



Each performance was co-sponsored and hosted by a cultural community partner to increase its outreach, visibility and impact. Special thanks to The Philadelphia History Museum and The Free Library of Philadelphia for their support of distinctive new ways to connect the public with the many stories found in the archives!

Trust Fund Activity

What We Did (continued)

Research Services (continued)

Iraqi Jewish Archives



Throughout FY 2013, the third and final phase of preserving what has come to be called the Iraqi Jewish Archive (IJA) continued swiftly. By the end of FY 2013 over nearly 3,330 of the 3,784 IJA items had been pulled from secure storage to the conservation lab for analysis, catalog refinement, treatment and re-housing. By the end of FY 2013, 130,279 unique finalized digital image files had been created. All descriptive information is embedded in the electronic image file in both English and Arabic.

Contracts for the exhibition curator, designer and fabricator were carried out, with the design completed in March. Fabrication of exhibition mounts and panels was finalized and installation of the exhibition began in September. Design for the website dedicated to the IJA began in April, with the official launch scheduled for November. In June the newly appointed Iraqi Ambassador Lukman Faily visited the project.



Trust Fund Activity

Financial Statements

Trust Fund Statements of Operations

For the Fiscal Years Ended September 30

	2013			2012		
	Presidential Libraries	National Archives Trust	Total	Presidential Libraries	National Archives Trust	Total
Operating income:						
Reproduction service	\$ 273,687	\$ 2,824,399	\$ 3,098,086	\$ 278,480	\$ 4,016,577	\$ 4,295,057
Microform publications	-	1,662,692	1,662,692	-	1,184,020	1,184,020
Store merchandise sales	2,577,631	32,008	2,609,639	2,446,694	26,261	2,472,955
Website merchandise sales	260,875	40,551	301,426	271,115	75,675	346,790
Website admissions sales	1,212,403	-	1,212,403	-	-	-
Prologue magazine	-	35,220	35,220	-	41,787	41,787
Admissions	6,648,826	-	6,648,826	5,520,961	-	5,520,961
Records Management training	-	757,153	757,153	-	900,718	900,718
Miscellaneous sales	789,898	1,665,540	2,455,438	761,177	628,340	1,389,517
Total operating income	11,763,320	7,017,564	18,780,883	9,278,427	6,873,378	16,151,805
Operating expenses:						
Cost of goods	1,321,845	46,641	1,368,485	1,212,148	123,625	1,335,773
Salaries	3,718,136	1,725,127	5,443,263	3,751,363	1,540,958	5,292,321
Benefits	1,092,408	551,386	1,643,793	1,116,635	491,994	1,608,629
Travel	27,389	129,478	156,867	71,596	169,920	241,516
Transportation	113,967	36,936	150,903	132,171	49,310	181,481
Rent, communication & utilities	87,545	108,881	196,426	67,432	98,543	165,975
Printing & reproduction	187,354	62,907	250,261	162,833	164,764	327,597
Consulting & other services	709,140	1,055,473	1,764,613	866,871	1,072,324	1,939,194
Payments to other agencies/funds	139,068	1,725,903	1,864,970	171,468	2,188,533	2,360,001
Supplies & equipment	494,159	202,169	696,328	289,055	465,865	754,920
Depreciation	-	33,706	33,706	-	22,271	22,271
Total operating expenses	7,891,010	5,678,607	13,569,616	7,841,571	6,388,107	14,229,678
Income (loss) from operations	3,872,310	1,338,957	5,211,267	1,436,856	485,271	1,922,127
Total investment and other income	564,711	433,993	998,703	458,446	474,756	933,202
Total other expenses	4,851	482,825	487,675	(796)	500,316	499,520
Total gain (loss) on investments	1,384,107	-	1,384,107	1,474,490	-	1,474,490
Excess (Shortage) of revenues over expenses	5,816,276	1,290,125	7,106,401	3,370,588	459,711	3,830,299
Net position, beginning of year	20,305,288	2,618,662	22,923,950	16,934,700	2,158,951	19,093,651
Adjustments to prior year operations	(307,703)	-	(307,703)	-	-	-
Adjusted net position, beginning of year	19,997,585	2,618,662	22,616,247	16,934,700	2,158,951	19,093,651
Net position, end of year	\$25,813,862	\$ 3,908,787	\$29,722,649	\$20,305,288	\$ 2,618,662	\$22,923,950

Trust Fund Activity

Financial Statements (continued)

Trust Fund

Balance Sheets

As of September 30

	2013			2012		
	Presidential Libraries	National Archives Trust	Total	Presidential Libraries	National Archives Trust	Total
<i>Assets</i>						
<i>Current assets:</i>						
Cash in U.S. Treasury	\$ 366,937	\$ 250,326	\$ 617,263	\$ 252,877	\$ 308,746	\$ 561,623
Imprest funds	65,020	3,160	68,180	46,520	5,040	51,560
Accounts receivable, net of allowance	379,419	72,472	451,891	358,162	88,328	446,490
<i>Investments:</i>						
Short-term	7,395,625	5,045,368	12,440,993	4,131,509	5,044,229	9,175,738
Long-term	18,367,473		18,367,473	15,790,678		15,790,678
Inventories, net of reserve for obsolescence	879,317	61,893	941,210	972,799	82,763	1,055,562
Total current assets	27,453,793	5,433,219	32,887,012	21,552,545	5,529,106	27,081,651
<i>Non-current assets:</i>						
Property and equipment, net of accumulated depreciation	-	113,053	113,053	-	146,758	146,758
Total assets	\$ 27,453,793	\$ 5,546,272	\$ 33,000,065	\$ 21,552,545	\$ 5,675,864	\$ 27,228,409
<i>Liabilities</i>						
Accounts payable	\$ 1,201,220	\$ 256,991	\$ 1,458,211	\$ 919,186	\$ 162,345	\$ 1,081,531
Accrued payroll	427,310	170,659	597,969	321,354	159,328	480,682
FECA	11,401	478,161	489,562	6,720	448,745	455,465
Deferred revenue	-	731,675	731,675	-	2,286,785	2,286,785
Total liabilities	1,639,931	1,637,486	3,277,417	1,247,260	3,057,203	4,304,463
Net Position						
Cumulative results of operations	25,813,862	3,908,786	29,722,648	20,305,285	2,618,661	22,923,946
Total liabilities and net position	\$ 27,453,793	\$ 5,546,272	\$ 33,000,065	\$ 21,552,545	\$ 5,675,864	\$ 27,228,409

Trust Fund Activity

Financial Statements (continued)

Schedules of Changes in Working Capital

	<i>Effect on Working Capital</i>	
	2013	2012
<i>Current assets:</i>		
Cash in U.S. Treasury	\$ 55,637	\$ 17,179
Imprest funds	16,620	(3,180)
Accounts receivable	5,401	125,276
Investments	5,842,051	5,478,277
Inventories	(114,352)	26,833
<i>Current liabilities:</i>		
Accounts payable	(178,866)	(309,049)
Accrued payroll	(30,101)	(10,258)
FECA	(319,097)	(6,748)
Deferred revenue	1,555,110	(1,634,794)
Increase (decrease) in working capital	<u>\$ 6,832,404</u>	<u>\$ 3,683,536</u>

Statements of Changes in Financial Condition

	<i>For the Fiscal Years Ended September 30</i>	
	2013	2012
<i>Sources of working capital:</i>		
From operations:		
Net income (loss)	\$ 6,798,699	\$ 3,830,295
Items not affecting working capital:		
Depreciation	33,706	22,271
Working capital inflow (outflow) from operations	<u>6,832,405</u>	<u>3,852,565</u>
<i>Uses of working capital:</i>		
Purchase of operational assets	-	169,029
Total working capital used for all purposes	-	169,029
Increase (decrease) in working capital	<u>\$ 6,832,405</u>	<u>\$ 3,683,536</u>

Trust Fund Activity

Financial Statements (continued)

Trust Fund Notes to Financial Statements and Explanations of Significant Accounting Policies

These financial statements are derived from the financial records maintained by the Bureau of Public Debt on behalf of the NATF and from NARA's consolidated financial statements for FY 2013 audited by Cotton & Company, LLP. NARA's consolidated financial statements are available at: <http://go.usa.gov/ZV9R>.

Revenue: Revenue is derived from the sale of publications, reproductions of records, self-service electrostatic copies, store merchandise sales, website merchandise sales, Records Administration Conferences and Records Management Training, Presidential Library museum admissions and events, and investment income. Revenues are recorded on an accrual basis.

Investment Valuation: Investments in Federal securities are made daily and are reported at cost. The National Archives also employs the use of a third party capital management firm to monitor and manage the endowments, received pursuant to Title 44 U.S.C. section 2112, for the George H. W. Bush Library, Clinton Library, and George W. Bush Library. The purpose of the endowment is to provide income to offset the operations and maintenance costs of the corresponding Presidential library. Each endowment is reflected as a separate investment account. The National Archives continues to exercise its authority under Title 44 U.S.C. section 2306, to invest funds for the Presidential Libraries with a third party investment firm, The Vanguard Group.

All third party investments with Vanguard are classified as trading equity securities which have readily determinable fair values and are measured at fair value in the balance sheet. Unrealized holding gains and losses, as well as interest income earned are recognized in earnings on a monthly basis.

Inventory Valuation: The NATF inventories, which consist of merchandise, held for sale, are stated at the lower of cost or market, with cost determined using the average cost method. An allowance for damaged and obsolete goods is based on historical analysis and an evaluation of inventory turnover from year to year. Expenses are recorded when the inventories are sold.

Property and Equipment Valuation and Depreciation: Fixed assets are shown at original acquisition cost less accumulated depreciation. The capitalized cost of these assets is allocated over the estimated useful life by the straight-line method.

Deferred Revenue: The current liability for deferred revenue represents advance payments for products and services that are to be furnished within a year.

Trust Fund Activity

Financial Statements (continued)

Trust Fund

Statements of Operations

For the Fiscal Year Ended September 30

	Hoover	Roosevelt	Truman	Eisenhower	Kennedy	Johnson	Nixon
Operating income:							
Reproduction service	\$ 6,276	\$ 19,039	\$ 4,656	\$ 17,181	\$ 58,789	\$ 13,746	\$ 26,458
Store merchandise sales	101,798	506,046	256,540	212,348	1,098,154	-	-
Website merchandise sales	-	7,282	8,714	-	238,219	-	-
Website admissions sales	-	-	-	-	-	-	-
Admissions	79,068	451,156	362,889	292,204	1,491,570	-	260,857
Miscellaneous sales	57	28,219	20,169	12,913	645,415	18,250	-
Total operating income	187,199	1,011,742	652,969	534,646	3,532,148	31,996	287,316
Operating expenses:							
Cost of goods	50,090	253,034	109,476	95,635	604,944	-	1,304
Salaries	70,937	322,947	171,748	230,170	1,310,891	53,306	-
Benefits	22,943	103,498	57,220	86,104	367,841	12,437	-
Travel	-	171	5,529	-	11,449	-	2,495
Transportation	2,543	12,566	8,538	5,832	50,407	623	2,764
Rent, communication & utilities	462	1,703	21,676	1,716	55,438	-	-
Printing & reproduction	-	3,620	11,101	-	57,420	12,375	10,489
Consulting & other services	477	9,459	94,970	11	432,197	-	31,497
Payments to other agencies/funds	4,000	17,400	16,400	10,000	22,187	3,000	5,240
Supplies & equipment	(5,577)	20,854	13,760	6,697	203,362	1,695	58,422
Total operating expenses	145,876	745,252	510,418	436,165	3,116,136	83,436	112,212
Income (loss) from operations	41,324	266,490	142,551	98,481	416,012	(51,440)	175,104
Total investment and other income	8,545	37,888	18,747	189	241,527	57,803	(4,555)
Total other expenses	-	312	-	3,682	26	-	-
Total gain (loss) on investments	23,445	93,062	42,604	-	663,761	31,875	-
Excess (Shortage) of revenues over expenses	73,314	397,129	203,902	94,988	1,321,275	38,239	170,549
Net position, beginning of year	481,246	2,018,904	841,509	377,078	7,931,199	524,132	466,976
Adjustments to prior year operations	(57,614)	-	-	-	57,614	-	-
Adjusted net position, beginning of year	423,633	2,018,904	841,509	377,078	7,988,813	524,132	466,976
Net position, end of year	\$ 496,946	\$ 2,416,033	\$ 1,045,411	\$ 472,065	\$ 9,310,088	\$ 562,371	\$ 637,526

	Ford	Carter	Reagan	Bush41	Clinton	Bush43	Other	Total
Operating income:								
Reproduction service	\$ 20,632	\$ 1,045	\$ 61,531	\$ 23,998	\$ 9,604	\$ 10,730	\$ -	\$ 273,687
Store merchandise sales	235,997	166,711	35	-	-	-	-	\$ 2,577,631
Website merchandise sales	2,255	4,405	-	-	-	-	-	\$ 260,875
Website admissions sales	-	-	-	-	-	1,212,403	-	\$ 1,212,403
Admissions	207,314	216,197	1,495,889	345,205	482,806	963,671	-	\$ 6,648,826
Miscellaneous sales	53,119	-	1,910	4,245	-	5,600	-	\$ 789,898
Total operating income	519,318	388,359	1,559,365	373,448	492,410	2,192,403	-	11,763,320
Operating expenses:								
Cost of goods	116,502	78,996	6,993	-	593	4,278	-	\$ 1,321,845
Salaries	154,410	150,390	735,541	169,764	277,359	70,675	-	\$ 3,718,136
Benefits	35,375	53,714	187,271	53,880	95,612	16,511	-	\$ 1,092,408
Travel	2,336	-	3,749	-	1,659	-	-	\$ 27,389
Transportation	5,523	5,746	15,678	1,833	1,641	273	-	\$ 113,967
Rent, communication & utilities	2,143	833	164	1,549	-	1,861	-	\$ 87,545
Printing & reproduction	13,143	15,886	22,127	15,732	8,807	16,446	208	\$ 187,354
Consulting & other services	26,807	20,802	19,812	18,772	21,188	33,243	(96)	\$ 709,140
Payments to other agencies/funds	12,400	10,400	19,000	8,000	11,041	-	-	\$ 139,068
Supplies & equipment	31,946	3,335	118,636	14,373	(1,100)	27,756	-	\$ 494,159
Total operating expenses	400,585	340,102	1,128,972	283,902	416,800	171,042	112	7,891,010
Income (loss) from operations	118,733	48,257	430,393	89,546	75,610	2,021,361	(112)	3,872,310
Total investment and other income	26,181	95	60,870	11,904	105,120	396	-	\$ 564,711
Total other expenses	-	668	-	-	2	162	-	\$ 4,851
Total gain (loss) on investments	75,110	-	137,695	29,751	286,803	-	-	\$ 1,384,107
Excess (Shortage) of revenues over expenses	220,024	47,684	628,959	131,200	467,532	2,021,595	(112)	\$ 5,816,276
Net position, beginning of year	1,232,603	240,932	2,241,391	546,819	3,385,696	15,308	1,495	\$ 20,305,288
Adjustments to prior year operations	-	-	(307,703)	-	-	-	-	\$ (307,703)
Adjusted net position, beginning of year	1,232,603	240,932	1,933,688	546,819	3,385,696	15,308	1,495	\$ 19,997,585
Net position, end of year	\$ 1,452,626	\$ 288,616	\$ 2,562,646	\$ 678,020	\$ 3,853,228	\$ 2,036,903	\$ 1,383	\$ 25,813,862

Trust Fund Activity

Financial Statements (continued)

Presidential Libraries Balance Sheets

For the Fiscal Years Ended September 30

	Hoover	Roosevelt	Truman	Eisenhower	Kennedy	Johnson	Nixon
Assets							
Current assets:							
Cash in U.S. Treasury	\$ 7,435	\$ 40,673	\$ 17,683	\$ 20,122	\$ 36,476	\$ 8,335	\$ 30,360
Imprest funds	950	3,000	4,000	1,900	10,000	5,000	-
Accounts receivable, net of allowance	-	72,416	545	-	296,531	-	-
Investments:							
Short-term	146,925	816,824	353,473	402,613	732,212	165,061	608,967
Long-term	297,137	1,332,627	648,202	-	8,251,259	391,034	-
Inventories, net of reserve for obsolescence	59,423	192,333	100,196	69,205	285,863	-	-
Total assets	\$ 511,870	\$ 2,457,873	\$ 1,124,099	\$ 493,840	\$ 9,612,343	\$ 569,430	\$ 639,327
Liabilities							
Accounts payable	\$ 41	\$ 2,039	\$ 59,653	\$ 863	\$ 186,618	\$ 220	\$ 1,801
Accrued payroll	14,883	33,323	19,035	16,523	115,103	6,839	-
FECA	-	6,478	-	4,389	534	-	-
Total liabilities	14,924	41,840	78,688	21,775	302,255	7,059	1,801
Net Position							
Cumulative results of operations	496,946	2,416,033	1,045,411	472,065	9,310,088	562,371	637,526
Total liabilities and net position	\$ 511,870	\$ 2,457,873	\$ 1,124,099	\$ 493,840	\$ 9,612,343	\$ 569,430	\$ 639,327

	Ford	Carter	Reagan	Bush41	Clinton	Bush43	Other	Total
Assets								
Current assets:								
Cash in U.S. Treasury	\$ 19,982	\$ 8,872	\$ 41,453	\$ 8,907	\$ 7,659	\$ 120,877	\$ (1,897)	\$ 366,937
Imprest funds	7,520	3,000	10,000	2,650	7,000	10,000	-	\$ 65,020
Accounts receivable, net of allowance	6,969	2,958	-	-	-	-	-	\$ 379,419
Investments:								\$ -
Short-term	399,814	175,861	832,554	176,575	151,415	2,433,331	-	\$ 7,395,625
Long-term	995,772	-	2,150,053	503,941	3,797,448	-	-	\$ 18,367,473
Inventories, net of reserve for obsolescence	51,549	117,468	-	-	-	-	3,280	\$ 879,317
Total assets	\$ 1,481,606	\$ 308,159	\$ 3,034,060	\$ 692,073	\$ 3,963,522	\$ 2,564,208	\$ 1,383	\$ 27,453,793
Liabilities								
Accounts payable	\$ 11,417	\$ 2,896	\$ 408,567	\$ 5,676	\$ 81,310	\$ 440,119	\$ -	\$ 1,201,220
Accrued payroll	17,563	16,647	62,847	8,377	28,984	87,186	-	\$ 427,310
FECA	-	-	-	-	-	-	-	\$ 11,401
Total liabilities	28,980	19,543	471,414	14,053	110,294	527,305	-	\$ 1,639,931
Net Position								
Cumulative results of operations	1,452,626	288,616	2,562,646	678,020	3,853,228	2,036,903	1,383	25,813,862
Total liabilities and net position	\$ 1,481,606	\$ 308,159	\$ 3,034,060	\$ 692,073	\$ 3,963,522	\$ 2,564,208	\$ 1,383	\$ 27,453,793

Gift Fund Activity

Snapshot of Donations

Overview

The Gift Fund is administered by the National Archives Trust Fund Board and accepts, receives, holds, and administers, in accordance with the terms of the donor, gifts or bequests of money, securities, or other personal property for the benefit of National Archives activities. In FY 2013, new donations of more than \$11.1 million were received.

Presidential Libraries

Total donations to the Presidential Libraries amounted to more than \$10.4 million. The George W. Bush Presidential Library Foundation funded an endowment of more than \$9.7 million for the opening and dedication of the new George W. Bush Presidential Library and Museum. The Johnson Library received \$217,000 in donations to support upcoming educational, exhibit and public programs. The Kennedy Library received \$175,000 from architects working on the construction of the neighboring Edward M Kennedy Institute for the U. S. Senate for environmental assessment and parking lot improvements at Columbia Point.

General, Cultural, and Archival Gifts

The General, Cultural, and Archival Gift Fund received more than \$636,000 in donations during the year. The Foundation for the National Archives donated more than \$579,000 to support the renovation of Archives I for the National Archives Experience.

Office of Research Services

The Office of Research Services received more than \$15,000 in donations in support of the activities of the research archives system. The National Archives at Philadelphia supported educational and public programming activities, including a National History Day celebration held in June.

Gift Fund Activity

List of Donors

<u>Project and/or Donor</u>	<u>Amount</u>	<u>Project and/or Donor</u>	<u>Amount</u>
<u>Presidential Libraries</u>		<u>General, Cultural, & Archival</u>	
<u>Hoover Library</u>		Foundation for the National Archives	\$579,910
Herbert Hoover Library Association*	\$18,419	Harvard University	\$30,801
Miscellaneous	\$1,889	University of Maryland	\$7,411
<u>Roosevelt Library</u>		Miscellaneous	\$7,250
Deborah A. Noonan (on behalf of Ann Dimery)	\$30,000	North Carolina Museum of History Foundation	\$3,027
Franklin and Eleanor Roosevelt Institute (non-cash)	\$6,604	Mesa Unified School District	\$992
Franklin and Eleanor Roosevelt Institute	\$2,987	Louisiana Endowment for the Humanities	\$986
Miscellaneous	\$2,638	Sixth Floor Museum	\$932
Area Cooperative Educational Svcs.	\$1,000	Minnesota Historical Society	\$705
Chandler Lindsley	\$1,000	The Durham Museum	\$604
<u>Truman Library</u>		Nebraska Association for the Gifted	\$534
Kenneth McClain	\$25,000	Iowa Library Association	\$522
Miscellaneous	\$8,475	ESSDACK	\$487
<u>Eisenhower Library</u>		Missouri History Museum	\$485
Miscellaneous	\$10,352	Kansas Humanities Council, Inc.	\$302
City of Abilene	\$2,000	In Memory of Geraldine Goldyn Blumenthal	\$227
Allied Museum	\$1,838	Huntington Historical Society	\$200
Augusta National Golf Club	\$1,697	National Constitution Center	\$177
Terry Seidler	\$1,000	College of Endowment Association, Inc.	\$143
<u>Kennedy Library</u>		Oklahoma Library Association	\$136
Joslin, Lesser & Associates, Inc.	\$175,000	The New York Historical Society	\$122
Marcia A. Rizzotto Revocable Trust	\$10,000	Museum of Jewish Heritage	\$121
Miscellaneous	\$8,178	Education Services Center Region 12	\$120
<u>Johnson Library</u>		German Genealogy Group	\$100
Miscellaneous	\$217,025	National Museum of American Jewish History	\$63
Lyndon B. Johnson Foundation *	\$54,660	Daniel and Pamela Allen	\$50
<u>Nixon Library</u>		Mickey Ebert	\$40
Nixon Foundation	\$4,862	Tamara Levitas	\$36
Miscellaneous	\$20	Jeanne Kadet	\$25
<u>Ford Library</u>		Carol Ann Kirsh	\$15
Gerald R. Ford Foundation*	\$6,177	Sub-Total General, Cultural & Archival	\$636,523
Miscellaneous	\$1,951	<u>Office of Research Services</u>	
<u>Carter Library</u>		National Archives Volunteers	\$3,708
John Cox Trust	\$41,117	University of Missouri	\$3,500
Miscellaneous	\$1,536	The National Society of Colonial Dames of Pennsylvania	\$1,500
<u>Reagan Library</u>		City of Philadelphia	\$1,222
Miscellaneous	\$1,436	Pennsylvania Abolition Society	\$1,000
<u>Bush Library</u>		Abraham Lincoln Foundation	\$500
George Bush Presidential Library Foundation *	\$38,093	Franklin Institute	\$500
Jansing-Cook Foundation	\$10,000	Temple University	\$500
Miscellaneous	\$5,200	Georgia Genealogical Society	\$450
<u>Clinton Library</u>		Miscellaneous	\$428
Miscellaneous	\$159	Shasta County Office of Education (SCOE)	\$400
<u>George W Bush Library</u>		Drexel University	\$350
George W Bush Foundation**	\$9,763,162	Eleanor Nunan	\$300
Alfred and Deeann Baldwin	\$25,000	National Constitution Center	\$250
Miscellaneous	\$2,913	Dana Dorman	\$200
Charles Jr. and Jessica Griego	\$2,500	Laurie Zierer	\$200
Jack P. Eckels	\$1,000	Vikki R Sand	\$200
James and Frances Eggenberger	\$1,000	Pennsylvania Historical Commission	\$150
Judge and Lynn N. Hughes	\$1,000	Randi Kamine	\$60
Pamela and William Rosenberg	\$1,000	Board Street Review	\$50
John Jr. and Kathryn Tillman	\$1,000	Old York Road Genealogical Society	\$50
William Insulation Co, Inc.	\$1,000	Prudence Haines	\$50
Sub-Total Presidential Libraries	\$10,489,888	Vera Da Vinci	\$50
		Sub-Total Office of Research Services	\$15,618
		Grand Total of Donations	\$11,142,029
* Amount shown represents multiple gifts from this donor. Miscellaneous gifts include donations of less than \$1,000.			
** This is a one-time endowment, which will be invested. Investment income will be spent to offset operating expenses.			

Gift Fund Activity

Financial Statements

Gift Fund

Statements of Operations

For the Fiscal Years Ended September 30

	2013					2012
	Presidential Libraries		Other		Total	Total
	Unrestricted	Restricted	Unrestricted	Restricted		
Revenues:						
Grants and donations	\$ 505,549	\$ 9,977,735	\$ 38,051	\$ 614,090	\$ 11,135,425	\$ 5,363,230
Total revenues	505,549	9,977,735	38,051	614,090	11,135,425	5,363,230
Expenses:						
Travel	75,671	12,025	29,152	20,485	137,333	110,327
Printing	9,424	-	189	-	9,613	18,660
Other services	66,825	61,467	17,537	13,009	158,838	317,946
Supplies	106,486	7,156	7,053	37	120,732	118,959
Equipment	-	115,242	-	3,055,628	3,170,870	2,756,550
Other interest expense	-	-	-	-	-	-
Total expenses	258,406	195,891	53,930	3,089,158	3,597,385	3,322,443
Income (loss) from operations	247,143	9,781,845	(15,879)	(2,475,068)	7,538,040	2,040,787
Other income(expense):						
Investment income	64,093	560,070	327	328	624,818	573,144
Expenditure transfers - in	-	4,862	-	-	4,862	4,631
Expenditure transfers - out	(46,215)	(500,399)	-	-	(546,614)	(615,905)
Total other income(expense)	17,878	64,533	327	328	83,066	(38,130)
Gain (loss) on investments:						
Realized gain (loss) on investments	54,439	(77,154)	-	-	(22,715)	265,389
Unrealized gain (loss) on investments	160,152	(1,012,133)	-	-	(851,981)	746,562
Total gain (loss) on investments	214,591	(1,089,287)	-	-	(874,696)	1,011,951
Excess (Shortage) of revenues over expenses	479,612	8,757,091	(15,553)	(2,474,740)	6,746,410	3,014,608
Net position, beginning of year	3,447,991	13,714,902	416,101	3,183,053	20,762,047	17,747,438
Adjustments to prior year operations	-	-	-	-	-	-
Adjusted net position, beginning of year	3,447,991	13,714,902	416,101	3,183,053	20,762,047	17,747,438
Net position, end of year	\$ 3,927,603	\$ 22,471,992	\$ 400,549	\$ 708,313	\$ 27,508,457	\$ 20,762,047

Gift Fund

Balance Sheets

As of September 30

	2013	2012
Assets		
Cash in U.S. Treasury	\$ 100,057	\$ 100,983
Accounts receivable	-	-
Investments		
Federal	2,762,348	5,349,206
Non-Federal	24,777,788	15,767,401
Total assets	\$ 27,640,193	\$ 21,217,590
Liabilities		
Accounts payable	131,736	455,543
Total liabilities	131,736	455,543
Net Position		
Cumulative results of operations	27,508,457	20,762,047
Total liabilities and net position	\$ 27,640,193	\$ 21,217,590

Gift Fund Activity

Financial Statements (continued)

Schedules of Changes in Working Capital

	<i>Effect on Working Capital</i>	
	2013	2012
Current assets:		
Cash in U.S. Treasury	\$ (926)	\$ (1,693)
Accounts receivable	-	-
Investments	6,423,529	3,447,495
Current liabilities:		
Accounts payable	<u>323,807</u>	<u>(431,193)</u>
Increase (decrease) in working capital	<u>\$ 6,746,409</u>	<u>\$ 3,014,609</u>

Statements of Changes in Financial Condition

	<i>For the Fiscal Years Ended September 30</i>	
	2013	2012
Sources of funds:		
Excess (shortage) of revenue over expenses:		
Funds provided by operations	\$ (4,389,015)	\$ (2,348,622)
Grants and donations	<u>11,135,425</u>	<u>5,363,230</u>
Excess of revenue over expenses	<u>6,746,410</u>	<u>3,014,608</u>
Application of funds:		
Working capital inflow (outflow)	<u>\$ 6,746,410</u>	<u>\$ 3,014,608</u>